



STUDENTS

TOTAL CREDITS  
ATTEMPTED

AVERAGE CREDITS  
EARNED BY STUDENT

# OF DEGREES  
AND CERTIFICATES  
AWARDED

DEMOGRAPHICS

GENDER



STUDENTS



STUDENTS



STUDENTS

RACE/ETHNICITY

- African American
- Asian
- Hawaiian Pacific Islander
- Hispanic
- Multi-Race
- Native American
- Non-Resident Alien
- Not Disclosed
- Unknown
- White

FIRST GENERATION

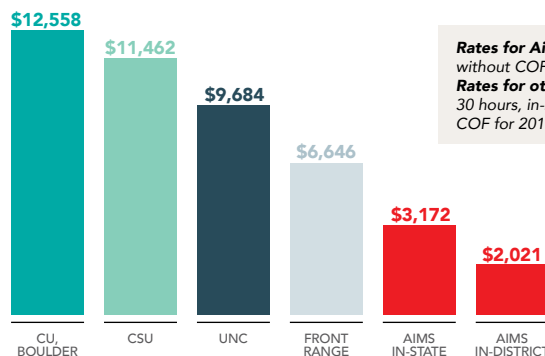


COURSE-TAKING BEHAVIOR

	AIMS OFF-CAMPUS (HIGH SCHOOL)	ON AIMS CAMPUS	ONLINE	REMOTE
# OF COURSES TAKEN BY HS STUDENT				
# OF CREDITS TAKEN BY HS STUDENT				
SUCCESS RATE				
COMPLETION RATE				


TUITION \$\$\$ SAVED

TUITION COST BY SCHOOL



Rates for Aims: 30 hours without COF for 2017-18  
Rates for other schools: 30 hours, in-state without COF for 2017-18

AIMS IN-DISTRICT TUITION SAVED



ABOUT

OFFERINGS, PATHWAYS & DEGREES

CONCURRENT ENROLLMENT GROWTH PLAN

**DEFINITIONS**

**Success Rate:** Fulfillment of a course of study by completing the course with a passing grade (A, B, C, S).

**Completion Rate:** Fulfillment of a course of study by completing the course with any grade.

**Online Course:** Distance learning course taught online with primary asynchronous instruction.

**Remote Course:** Distance learning course taught primarily online in which instruction is synchronous with asynchronous elements.

**Grade Breakdown:** Percentage of each grade earned by students by course modality. Note that grades may not add to 100% because of incomplete or withdrawal grades.

**Matriculation Rate:** Percentage of concurrent enrollment students who have gone on to attend Aims as college-level students. Broken down by concurrent enrollment course location. This data is based on the graduating class of 2019-2020.

**Aims In-District Tuition Saved:** Based on in-district per credit tuition rate of \$67 and does not include differential tuition, fees, etc.

**TOTAL AIMS  
CONCURRENT  
ENROLLMENT  
DATA**

Total number of Concurrent Enrollment Students

**2966**

Total number of credits earned

**25,523**

Average Course Success Rate

**89.1%**


Average Completion Rate

**97.5%**


Total Aims Tuition Saved

**\$1.7 million**

**MATRICULATION RATE**



Students who took Concurrent Enrollment Courses AT HS LOCATION



Students who took Concurrent Enrollment Courses AT AIMS

**GRADE BREAKDOWN**

	A	B	C	D	F
AIMS OFF-CAMPUS (HIGH SCHOOL)					
ON AIMS CAMPUS					
ONLINE					
REMOTE					

**SCHOOL-SPECIFIC COURSE OFFERINGS**

**COURSES OFFERED AT HS**

**CREDENTIALLED INSTRUCTORS**